




ZW-103



Wall Mounted Table-Syle Case with Pull and Tilt Opening

This wall table case, unique of its kind, features an effortless horizontal pull and tilt opening system that allows for the case to be mounted directly to the wall.

Baseless and made of a sturdy steel structure, the table case presents a fully climate controlled and secured exhibit chamber that will allow you to display your most valuable and sensitive objects.

Available in multiple lengths, widths and depths, this innovative case is available with internal lighting, sensors and alarms, and it includes high security locks. The addition of exhibition drawers is also a great option to add display surface and increase the level of interaction.

Specs

Dimensions	Custom	Locking Mechanism	Abloy high-security cam lock(s)
Glazing	Regular tempered glass Regular UV laminated glass Low-iron UV laminated glass Anti-glare UV laminated glass	Desiccant compartment	None Underneath the base
Glass bonnet	6 to 12 inches in height	Powder-coating colors	Black Light gray Anodized silver Charcoal gray White
Opening System	Opening with gas struts Pull and tilt opening	Lighting	LED bar(s) LED projectors